

## Mitjet Italia Racing Serie

### Mugello Racing Weekend

#### Race 4 (20 Minutes)

### Starting Grid

Alessandro DE PASE	Set Up	13	- 13 -		
Gherardo SCARABEL	BD Racing	2	- 12 -	58	Costa Ovest Francesco COSENTINO
Simone FORNASARI	Italcar Motorsport	34	- 11 -	20	Not Only Motorsport Maia MENEGHIN
Massimo ZANZOTTERA	DC Racing	83	- 10 -	80	GRT Motorsport Danilo MEDICI
Pascal CARDINALE	GRT Motorsport	19	- 9 -	111	One Racing Mikhail MAKAROVSKI
Thomas LAISNE	MV2S	64	- 8 -	57	Costa Ovest Agostino ROSSETTI
Alessandro CREMONA	DC Racing	110	- 7 -	43	GRT Motorsport Ian ROCCA
Alessandro FERLONI	DC Racing	115	- 6 -	86	DC Racing Jody LAMBRUGHII
Gabriele TORELLI	Costa Ovest	59	- 5 -	90	GT Talent Pier Andrea DEMARCO
Gabriel MORETTO	Wolfhound	25	- 4 -	18	GRT Motorsport Davide GAGGIANESI
Giacomo PEDRINI	GT Talent	53	- 3 -	23	GRT Motorsport Alberto NASKA
Giampaolo ORLANDI	Costa Ovest	56	- 2 -	1	Not Only Motorsport Filippo TORNAGHI
Nicola SCHILEO	GT Talent	48	- 1 -	3	BD Racing Rosario MESSINA

Pole



#### Stewards:

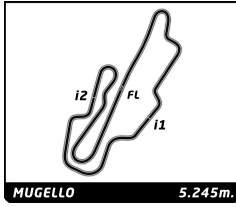
Maria Grazia ARBERI  
CSAI 26127

Gianluca NATALONI  
CSAI 338031

Antonia MARMILLATA  
CSAI 371681

#### Timekeeper:

Andrea RAPI



## Mugello Racing Weekend

### Mitjet Italia Racing Serie

#### Race 4 (20 Minutes)

### Final Classification

No Drivers	Team	Car	Cl.	Laps	Total Time	Gap	Kph	Best Lap		
								Lap	Time	Kph
1 59 <b>Gabriele TORELLI</b>	Costa Ovest	MITJET 2L		8	<b>21:10.874</b>	-	118.9	8	<b>2:07.992</b>	147.5
2 18 <b>Davide GAGGIANESI</b>	GRT Motorsport	MITJET 2L	G	8	<b>21:12.670</b>	+1.796	118.7	8	<b>2:07.493</b>	148.1
3 25 <b>Gabriel MORETTO</b>	Wolfhound	MITJET 2L	J	8	<b>21:21.056</b>	+10.182	117.9	6	<b>2:08.085</b>	147.4
4 1 <b>Filippo TORNAGHI</b>	Not Only Motorsport	MITJET 2L	J	8	<b>21:21.104</b>	+10.230	117.9	6	<b>2:08.721</b>	146.7
5 48 <b>Nicola SCHILEO</b>	GT Talent	MITJET 2L	G	8	<b>21:23.658</b>	+12.784	117.7	6	<b>2:09.760</b>	145.5
6 43 <b>Ian ROCCA</b>	GRT Motorsport	MITJET 2L		8	<b>21:23.994</b>	+13.120	117.6	8	<b>2:09.087</b>	146.3
7 23 <b>Alberto NASKA</b>	GRT Motorsport	MITJET 2L		8	<b>21:24.550</b>	+13.676	117.6	8	<b>2:08.146</b>	147.3
8 53 <b>Giacomo PEDRINI</b>	GT Talent	MITJET 2L	J	8	<b>21:25.819</b>	+14.945	117.5	8	<b>2:10.053</b>	145.2
9 110 <b>Alessandro CREMONA</b>	DC Racing	MITJET 2L		8	<b>21:26.063</b>	+15.189	117.5	8	<b>2:09.529</b>	145.8
10 115 <b>Alessandro FERLONI</b>	DC Racing	MITJET 2L		8	<b>21:26.301</b>	+15.427	117.4	8	<b>2:08.946</b>	146.4
11 56 <b>Giampaolo ORLANDI</b>	Costa Ovest	MITJET 2L		8	<b>21:27.244</b>	+16.370	117.3	8	<b>2:09.931</b>	145.3
12 58 <b>Francesco COSENTINO</b>	Costa Ovest	MITJET 2L	G	8	<b>21:30.847</b>	+19.973	117.0	7	<b>2:09.686</b>	145.6
13 19 <b>Pascal CARDINALE</b>	GRT Motorsport	MITJET 2L		8	<b>21:33.152</b>	+22.278	116.8	6	<b>2:11.547</b>	143.5
14 57 <b>Agostino ROSSETTI</b>	Costa Ovest	MITJET 2L		8	<b>21:34.757</b>	+23.883	116.7	6	<b>2:11.300</b>	143.8
15 111 <b>Mikhail MAKAROVSKI</b>	One Racing	MITJET 2L	S	8	<b>21:38.810</b>	+27.936	116.3	7	<b>2:11.478</b>	143.6
16 86 <b>Jody LAMBRUGHI</b>	DC Racing	MITJET 2L		8	<b>21:39.284</b>	+28.410	116.3	7	<b>2:09.730</b>	145.5
17 34 <b>Simone FORNASARI</b>	Italcarr Motorsport	MITJET 2L		8	<b>21:41.595</b>	+30.721	116.1	7	<b>2:11.366</b>	143.7
18 80 <b>Daniilo MEDICI</b>	GRT Motorsport	MITJET 2L	G	8	<b>21:44.447</b>	+33.573	115.8	8	<b>2:11.603</b>	143.5
19 83 <b>Massimo ZANZOTTERA</b>	DC Racing	MITJET 2L	G	8	<b>21:45.653</b>	+34.779	115.7	8	<b>2:12.329</b>	142.7
20 13 <b>Alessandro DE PASE</b>	Set Up	MITJET 2L	G	8	<b>21:52.709</b>	+41.835	115.1	8	<b>2:14.321</b>	140.6
21 2 <b>Gherardo SCARABEL</b>	BD Racing	MITJET 2L	J	8	<b>22:02.694</b>	+51.820	114.2	5	<b>2:15.186</b>	139.7
22 3 <b>Rosario MESSINA</b>	BD Racing	MITJET 2L	J	6	<b>17:12.054</b>	2 Laps	109.8	6	<b>2:10.673</b>	144.5
23 20 <b>Maia MENEGHIN</b>	Not Only Motorsport	MITJET 2L	J	5	<b>15:10.234</b>	3 Laps	103.7	5	<b>2:15.783</b>	139.1

#### Not classified

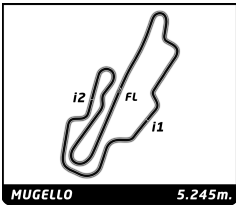
90 <b>Pier Andrea DEMARCO</b>	GT Talent	MITJET 2L	G
64 <b>Thomas LAISNE</b>	MV2S	MITJET 2L	G

<b>Pole Position:</b>	N. SCHILEO		
<b>Fastest Lap:</b>	Lap 8	Davide GAGGIANESI	<b>2:07.493</b> 148.1 Kph

Published at: .....

Track Status: **DRY**

<b>Stewards:</b>			<b>Timekeeper:</b>	
Maria Grazia ARBERI CSAI 26127	Gianluca NATALONI CSAI 338031	Antonia MARMILLATA CSAI 371681	Andrea RAPI	



## Mitjet Italia Racing Serie Mugello Racing Weekend Race 4 (20 Minutes)

### Final Classification by Class

No Drivers	Team	Car	Laps	Total Time	Gap	Kph	Best Lap		
							Lap	Time	Kph
<b>J</b>									
1 25	Gabriel. MORETTO	Wolfhound	MITJET 2L	8	21:21.056		117.9	6 2:08.085	147.4
2 1	Filippo. TORNAGHI	Not Only Motorsport	MITJET 2L	8	21:21.104	+0.048	117.9	6 2:08.721	146.7
3 53	Giacomo. PEDRINI	GT Talent	MITJET 2L	8	21:25.819	+4.763	117.5	8 2:10.053	145.2
4 2	Gherardo. SCARABEL	BD Racing	MITJET 2L	8	22:02.694	+41.638	114.2	5 2:15.186	139.7
5 3	Rosario. MESSINA	BD Racing	MITJET 2L	6	17:12.054	2 Laps	109.8	6 2:10.673	144.5
6 20	Maia. MENEHIN	Not Only Motorsport	MITJET 2L	5	15:10.234	3 Laps	103.7	5 2:15.783	139.1
<b>G</b>									
1 18	Davide. GAGGIANESI	GRT Motorsport	MITJET 2L	8	21:12.670		118.7	8 2:07.493	148.1
2 48	Nicola. SCHILEO	GT Talent	MITJET 2L	8	21:23.658	+10.988	117.7	6 2:09.760	145.5
3 58	Francesco. COSENTINO	Costa Ovest	MITJET 2L	8	21:30.847	+18.177	117.0	7 2:09.686	145.6
4 80	Danilo. MEDICI	GRT Motorsport	MITJET 2L	8	21:44.447	+31.777	115.8	8 2:11.603	143.5
5 83	Massimo. ZANZOTTERA	DC Racing	MITJET 2L	8	21:45.653	+32.983	115.7	8 2:12.329	142.7
6 13	Alessandro. DE PASE	Set Up	MITJET 2L	8	21:52.709	+40.039	115.1	8 2:14.321	140.6
<b>■ Not classified</b>									
90	Pier Andrea. DEMARCO	GT Talent	MITJET 2L						
64	Thomas. LAISNE	MV2S	MITJET 2L						
<b>S</b>									
1 111	Mikhail. MAKAROVSKI	One Racing	MITJET 2L	8	21:38.810		116.3	7 2:11.478	143.6

Published at: .....

Track Status: **DRY**

#### Stewards:

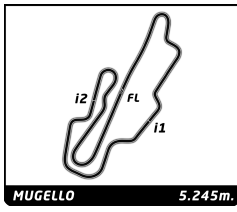
Maria Grazia ARBERI  
CSAI 26127

Gianluca NATALONI  
CSAI 338031

Antonia MARMILLATA  
CSAI 371681

#### Timekeeper:

Andrea RAPI



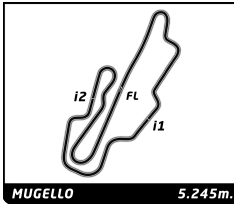
## Mitjet Italia Racing Serie

### Mugello Racing Weekend

#### Race 4

#### Lap Chart

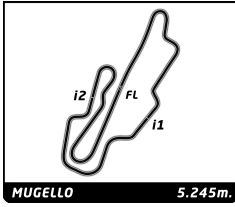
		Lap								
No	Pos	Grid	1	2	3	4	5	6	7	8
48	<b>1</b>	48	56	56	56	59	59	59	59	59
3	<b>2</b>	3	48	48	48	18	18	18	18	18
56	<b>3</b>	56	59	59	59	48	48	48	1	25
1	<b>4</b>	1	18	18	18	1	1	1	25	1
53	<b>5</b>	53	53	53	53	25	25	25	48	48
23	<b>6</b>	23	1	1	1	53	53	53	43	43
25	<b>7</b>	25	25	25	25	43	43	43	53	23
18	<b>8</b>	18	110	110	110	110	56	110	23	53
59	<b>9</b>	59	19	19	19	56	110	115	110	110
90	<b>10</b>	90	43	43	43	19	115	56	56	115
115	<b>11</b>	115	57	57	57	57	19	23	115	56
86	<b>12</b>	86	83	83	83	115	23	19	19	58
110	<b>13</b>	110	115	115	115	58	57	57	58	19
43	<b>14</b>	43	58	58	58	83	58	58	57	57
64	<b>15</b>	64	3	3	3	111	3	3	111	111
57	<b>16</b>	57	111	111	111	23	111	111	86	86
19	<b>17</b>	19	80	80	80	3	83	86	34	34
111	<b>18</b>	111	34	34	34	80	34	34	80	80
83	<b>19</b>	83	20	20	20	34	86	83	83	83
80	<b>20</b>	80	13	13	13	86	80	80	13	13
34	<b>21</b>	34	2	2	2	20	13	13	2	2
20	<b>22</b>	20	23	23	23	13	20	2		
2	<b>23</b>	2	86	86	86	2	2			
58	<b>24</b>	58								
13	<b>25</b>	13								



## Mitjet Italia Racing Serie Mugello Racing Weekend Race 4

### Best Sector Times

Sector 1		Sector 2		Sector 3		No Team	Class	Ideal Lap	Best Lap		
No	Driver	No	Driver	No	Driver						
1	18 D.GAGGIANESI	43.374	59 G.TORELLI	38.290	23 A.NASKA	45.541	1	18 GRT Motorsport	G	2:07.390	2:07.493 (1)
2	23 A.NASKA	43.482	18 D.GAGGIANESI	38.424	18 D.GAGGIANESI	45.592	2	23 GRT Motorsport		2:07.682	2:08.146 (4)
3	1 F.TORNAGHI	43.514	1 F.TORNAGHI	38.638	25 G.MORETTO	45.682	3	59 Costa Ovest		2:07.859	2:07.992 (2)
4	25 G.MORETTO	43.642	23 A.NASKA	38.659	115 A.FERLONI	45.791	4	1 Not Only Motorsport	J	2:08.016	2:08.721 (5)
5	59 G.TORELLI	43.689	43 I.ROCCA	38.741	58 F.COSENTINO	45.833	5	25 Wolfhound	J	2:08.085	2:08.085 (3)
6	110 A.CREMONA	43.867	25 G.MORETTO	38.761	48 N.SCHILEO	45.854	6	43 GRT Motorsport		2:08.901	2:09.087 (7)
7	115 A.FERLONI	43.912	86 J.LAMBRUGH	39.028	1 F.TORNAGHI	45.864	7	115 DC Racing		2:08.913	2:08.946 (6)
8	43 I.ROCCA	44.102	56 G.ORLANDI	39.029	59 G.TORELLI	45.880	8	110 DC Racing		2:09.195	2:09.529 (8)
9	86 J.LAMBRUGH	44.192	58 F.COSENTINO	39.118	110 A.CREMONA	45.986	9	58 Costa Ovest	G	2:09.519	2:09.686 (9)
10	53 G.PEDRINI	44.262	115 A.FERLONI	39.210	53 G.PEDRINI	46.013	10	48 GT Talent	G	2:09.570	2:09.760 (11)
11	56 G.ORLANDI	44.302	48 N.SCHILEO	39.253	43 I.ROCCA	46.058	11	56 Costa Ovest		2:09.598	2:09.931 (12)
12	3 R.MESSINA	44.307	110 A.CREMONA	39.342	111 M.MAKAROVSKII	46.187	12	86 DC Racing		2:09.618	2:09.730 (10)
13	19 P.CARDINALE	44.419	53 G.PEDRINI	39.453	56 G.ORLANDI	46.267	13	53 GT Talent	J	2:09.728	2:10.053 (13)
14	48 N.SCHILEO	44.463	80 D.MEDICI	39.558	34 S.FORNASARI	46.354	14	3 BD Racing	J	2:10.401	2:10.673 (14)
15	58 F.COSENTINO	44.568	3 R.MESSINA	39.737	3 R.MESSINA	46.357	15	19 GRT Motorsport		2:10.977	2:11.547 (18)
16	34 S.FORNASARI	44.771	19 P.CARDINALE	39.797	57 A.ROSSETTI	46.357	16	80 GRT Motorsport	G	2:11.130	2:11.603 (19)
17	111 M.MAKAROVSKII	44.870	57 A.ROSSETTI	39.877	86 J.LAMBRUGH	46.398	17	111 One Racing	S	2:11.260	2:11.478 (17)
18	80 D.MEDICI	44.911	83 M.ZANZOTTERA	40.027	80 D.MEDICI	46.661	18	57 Costa Ovest		2:11.279	2:11.300 (15)
19	57 A.ROSSETTI	45.045	111 M.MAKAROVSKII	40.203	19 P.CARDINALE	46.761	19	34 Italcara Motorsport		2:11.336	2:11.366 (16)
20	83 M.ZANZOTTERA	45.340	34 S.FORNASARI	40.211	83 M.ZANZOTTERA	46.943	20	83 DC Racing	G	2:12.310	2:12.329 (20)
21	13 A.DE PASE	45.369	13 A.DE PASE	40.987	13 A.DE PASE	47.331	21	13 Set Up	G	2:13.687	2:14.321 (21)
22	2 G.SCARABEL	45.596	2 G.SCARABEL	41.531	20 M.MENEGHIN	47.494	22	2 BD Racing	J	2:14.840	2:15.186 (22)
23	20 M.MENEGHIN	45.944	20 M.MENEGHIN	41.585	2 G.SCARABEL	47.713	23	20 Not Only Motorsport	J	2:15.023	2:15.783 (23)



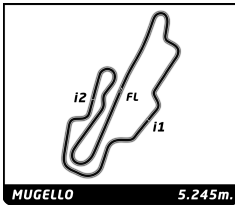
## Mitjet Italia Racing Serie

### Mugello Racing Weekend

#### Race 4

#### Best Top Speed

Team	Car	Class	Top Speed Driver	Top 1		Top 2		Top 3		Top 4		Top 5		
				Kph	Lap	Kph	Lap	Kph	Lap	Kph	Lap	Kph	Lap	Avg
110 DC Racing	MITJET 2L		A. CREMONA	215.3	8	213.2	7	210.3	6	205.1	4	203.6	5	209,5
115 DC Racing	MITJET 2L		A. FERLONI	213.6	4	209.5	5	206.7	6	205.9	8	202.1	7	207,6
23 GRT Motorsport	MITJET 2L		A. NASKA	213.2	8	211.5	7	208.7	4	208.7	6	207.1	5	209,8
25 Wolfhound	MITJET 2L	J	G. MORETTO	212.3	7	211.1	4	207.5	6	207.5	8	201.0	5	207,9
1 Not Only Motorsport	MITJET 2L	J	F. TORNAGHI	211.9	4	208.7	7	205.9	5	205.5	6	203.6	8	207,1
3 BD Racing	MITJET 2L	J	R. MESSINA	211.5	4	210.3	5	206.7	6	145.2	3	99.5	2	174,6
34 Italcara Motorsport	MITJET 2L		S. FORNASARI	211.5	6	210.3	4	208.3	7	205.9	8	193.1	5	205,8
56 Costa Ovest	MITJET 2L		G. ORLANDI	211.1	6	204.0	5	204.0	7	201.3	8	196.2	4	203,3
59 Costa Ovest	MITJET 2L		G. TORELLI	211.1	4	202.1	6	202.1	8	201.7	5	201.7	7	203,7
13 Set Up	MITJET 2L	G	A. DE PASE	210.7	5	204.7	6	204.4	4	204.0	7	204.0	8	205,6
58 Costa Ovest	MITJET 2L	G	F. COSENTINO	210.7	7	208.3	6	207.5	5	206.7	4	205.5	8	207,7
18 GRT Motorsport	MITJET 2L	G	D. GAGGIANESI	210.3	4	205.9	7	205.9	8	205.1	6	201.7	5	205,8
53 GT Talent	MITJET 2L	J	G. PEDRINI	210.3	6	209.5	5	209.1	4	208.3	8	205.9	7	208,6
83 DC Racing	MITJET 2L	G	M. ZANZOTTERA	210.3	4	208.3	8	205.5	6	203.2	5	199.9	7	205,4
86 DC Racing	MITJET 2L		J. LAMBRUGHU	210.3	6	207.1	8	206.3	4	204.4	5	203.6	7	206,3
43 GRT Motorsport	MITJET 2L		I. ROCCA	209.9	6	209.9	7	204.4	4	202.5	8	201.3	5	205,6
111 One Racing	MITJET 2L	S	M. MAKAROVSKII	209.5	4	207.9	6	207.5	8	207.1	7	198.8	5	206,2
57 Costa Ovest	MITJET 2L		A. ROSSETTI	208.3	7	207.5	4	206.3	5	206.3	6	204.4	8	206,6
48 GT Talent	MITJET 2L	G	N. SCHILEO	206.7	4	205.9	5	205.9	8	204.7	6	204.4	7	205,5
80 GRT Motorsport	MITJET 2L	G	D. MEDICI	206.7	6	203.2	4	203.2	5	199.1	7	199.1	8	202,3
2 BD Racing	MITJET 2L	J	G. SCARABEL	205.9	4	205.5	5	205.1	6	202.8	8	202.1	7	204,3
19 GRT Motorsport	MITJET 2L		P. CARDINALE	205.5	6	203.6	4	203.6	5	201.7	7	200.6	8	203,0
20 Not Only Motorsport	MITJET 2L	J	M. MENEGHIN	201.3	5	198.8	4	145.0	3	86.0	2			157,8
64 MV2S	MITJET 2L	G												
90 GT Talent	MITJET 2L	G												



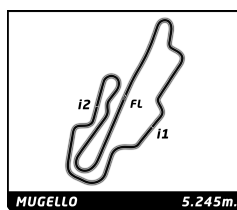
## Mitjet Italia Racing Serie

### Mugello Racing Weekend

#### Race 4

#### Leader Sequence by Class

No	Team	Car	Start Lap	End Lap	Laps	Total Laps
56	Costa Ovest	MITJET 2L	1	3	3	3
59	Costa Ovest	MITJET 2L	4	8	5	5
<b>G</b>						
48	GT Talent	MITJET 2L	1	3	3	3
18	GRT Motorsport	MITJET 2L	4	8	5	5
<b>J</b>						
53	GT Talent	MITJET 2L	1	3	3	3
1	Not Only Motorsport	MITJET 2L	4	7	4	4
25	Wolfhound	MITJET 2L	8	8	1	1
<b>S</b>						
111	One Racing	MITJET 2L	1	8	8	8



## Mitjet Italia Racing Serie

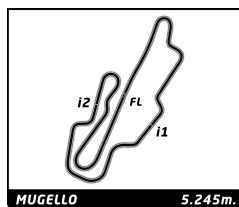
### Mugello Racing Weekend

#### Race 4

#### Fastest Lap Sequence

Elapsed	No Team	Car	Class	Driver	Time	Kph	Lap
7:04.206	56 Costa Ovest	MITJET 2L		Giampaolo ORLANDI	4:02.913	77.7	2
7:22.814	23 GRT Motorsport	MITJET 2L		Alberto NASKA	3:26.898	91.3	2
10:28.964	56 Costa Ovest	MITJET 2L		Giampaolo ORLANDI	3:24.758	92.2	3
10:29.336	48 GT Talent	MITJET 2L	G	Nicola SCHILEO	3:24.455	92.4	3
10:29.459	59 Costa Ovest	MITJET 2L		Gabriele TORELLI	3:24.103	92.5	3
10:29.725	18 GRT Motorsport	MITJET 2L	G	Davide GAGGIANESI	3:23.708	92.7	3
10:30.168	53 GT Talent	MITJET 2L	J	Giacomo PEDRINI	3:22.892	93.1	3
10:30.369	1 Not Only Motorsport	MITJET 2L	J	Filippo TORNAGHI	3:22.513	93.2	3
10:30.601	25 Wolfhound	MITJET 2L	J	Gabriel MORETTO	3:21.866	93.5	3
10:32.627	43 GRT Motorsport	MITJET 2L		Ian ROCCA	3:21.171	93.9	3
10:33.619	57 Costa Ovest	MITJET 2L		Agostino ROSSETTI	3:20.991	93.9	3
10:33.983	83 DC Racing	MITJET 2L	G	Massimo ZANZOTTERA	3:19.597	94.6	3
10:34.159	115 DC Racing	MITJET 2L		Alessandro FERLONI	3:19.133	94.8	3
10:34.755	58 Costa Ovest	MITJET 2L	G	Francesco COSENTINO	3:18.820	95.0	3
10:35.106	3 BD Racing	MITJET 2L	J	Rosario MESSINA	3:18.540	95.1	3
10:35.723	111 One Racing	MITJET 2L	S	Mikhail MAKAROVSKII	3:17.855	95.4	3
10:36.940	34 Italcarr Motorsport	MITJET 2L		Simone FORNASARI	3:16.976	95.9	3
10:37.749	13 Set Up	MITJET 2L	G	Alessandro DE PASE	3:16.454	96.1	3
10:38.530	2 BD Racing	MITJET 2L	J	Gherardo SCARABEL	3:16.384	96.1	3
10:38.605	23 GRT Motorsport	MITJET 2L		Alberto NASKA	3:15.791	96.4	3
10:39.264	86 DC Racing	MITJET 2L		Jody LAMBRUGHU	3:14.229	97.2	3
12:37.887	59 Costa Ovest	MITJET 2L		Gabriele TORELLI	2:08.428	147.0	4
14:49.376	18 GRT Motorsport	MITJET 2L	G	Davide GAGGIANESI	2:08.162	147.3	5
16:57.308	18 GRT Motorsport	MITJET 2L	G	Davide GAGGIANESI	2:07.932	147.6	6
19:05.177	18 GRT Motorsport	MITJET 2L	G	Davide GAGGIANESI	2:07.869	147.7	7
21:12.670	18 GRT Motorsport	MITJET 2L	G	Davide GAGGIANESI	2:07.493	148.1	8





## Mitjet Italia Racing Serie

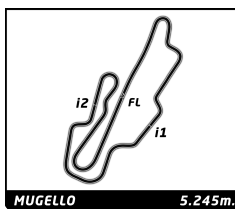
### Mugello Racing Weekend

#### Race 4

#### Analysis by lap

Lapped ■

No	Lap Time	Gap	No	Lap Time	Gap	No	Lap Time	Gap	No	Lap Time	Gap	No	Lap Time	Gap
<b>Lap 1</b>			1	3:22.513	1.405	57	2:13.154	12.962	2	2:17.223	42.819			
56	3:01.293	0.000	25	3:21.866	1.637	58	2:12.186	13.036	<b>Lap 8</b>					
48	3:01.897	0.604	110	3:22.004	2.386	3	2:11.549	14.883	59	2:07.992				
59	3:02.207	0.914	19	3:21.876	3.507	111	2:14.593	17.439	18	2:07.493	1.796			
18	3:02.642	1.349	43	3:21.171	3.663	83	2:15.813	18.649	25	2:09.442	10.182			
53	3:03.106	1.813	57	3:20.991	4.655	34	2:14.990	19.042	1	2:09.749	10.230			
1	3:03.682	2.389	83	3:19.597	5.019	86	2:11.952	19.284	48	2:10.717	12.784			
25	3:04.214	2.921	115	3:19.133	5.195	80	2:15.707	19.515	43	2:09.087	13.120			
110	3:04.569	3.276	58	3:18.820	5.791	13	2:14.355	22.657	23	2:08.146	13.676			
19	3:05.305	4.012	3	3:18.540	6.142	20	2:15.783	23.736	53	2:10.053	14.945			
43	3:06.013	4.720	111	3:17.855	6.759	2	2:15.186	25.296	110	2:09.529	15.189			
57	3:06.897	5.604	80	3:17.869	7.262	<b>Lap 6</b>			115	2:08.946	15.427			
83	3:07.682	6.389	34	3:16.976	7.976	59	2:08.387		56	2:09.931	16.370			
115	3:07.982	6.689	20	3:17.055	8.620	18	2:07.932	2.423	58	2:10.248	19.973			
58	3:08.368	7.075	13	3:16.454	8.785	48	2:09.760	6.641	19	2:12.563	22.278			
3	3:08.873	7.580	2	3:16.384	9.566	1	2:08.721	6.881	57	2:11.500	23.883			
111	3:10.445	9.152	23	3:15.791	9.641	25	2:08.085	7.242	111	2:11.703	27.936			
80	3:11.005	9.712	86	3:14.229	10.300	53	2:10.291	9.738	86	2:11.673	28.410			
34	3:12.468	11.175	<b>Lap 4</b>			43	2:10.041	9.917	34	2:11.700	30.721			
20	3:12.948	11.655	59	2:08.428		110	2:09.923	10.084	80	2:11.603	33.573			
13	3:13.601	12.308	18	2:11.489	3.327	115	2:09.129	10.740	83	2:12.329	34.779			
2	3:14.226	12.933	48	2:12.023	3.472	56	2:10.758	10.783	13	2:14.321	41.835			
23	3:55.916	54.623	1	2:12.920	5.402	23	2:08.222	11.445	2	2:16.993	51.820			
86	4:05.373	1:04.080	25	2:12.830	5.544	19	2:11.547	13.653						
<b>Lap 2</b>			53	2:13.334	5.615	57	2:11.300	15.875						
56	4:02.913		43	2:11.186	5.926	58	2:11.379	16.028						
48	4:02.984	0.675	110	2:12.510	5.973	3	2:10.673	17.169						
59	4:03.149	1.150	56	2:14.905	5.982	111	2:11.692	20.744						
18	4:03.375	1.811	19	2:12.495	7.079	86	2:12.099	22.996						
53	4:04.170	3.070	57	2:12.687	8.419	34	2:12.989	23.644						
1	4:04.174	3.650	115	2:12.211	8.483	83	2:14.542	24.804						
25	4:04.521	4.529	58	2:12.593	9.461	80	2:13.680	24.808						
110	4:04.777	5.140	83	2:15.351	11.447	13	2:14.513	28.783						
19	4:05.290	6.389	111	2:13.621	11.457	2	2:16.684	33.593						
43	4:05.443	7.250	23	2:10.800	11.518	<b>Lap 7</b>								
57	4:05.731	8.422	3	2:14.726	11.945	59	2:07.997							
83	4:06.704	10.180	80	2:14.080	12.419	18	2:07.869	2.295						
115	4:07.044	10.820	34	2:13.610	12.663	1	2:09.589	8.473						
58	4:07.567	11.729	86	2:14.566	15.943	25	2:09.487	8.732						
3	4:07.693	12.360	20	2:16.867	16.564	48	2:11.415	10.059						
111	4:07.423	13.662	13	2:17.051	16.913	43	2:10.105	12.025						
80	4:07.352	14.151	2	2:18.078	18.721	53	2:11.143	12.884						
34	4:07.496	15.758	<b>Lap 5</b>			23	2:10.074	13.522						
20	4:07.581	16.323	59	2:08.611		110	2:11.565	13.652						
13	4:07.694	17.089	18	2:08.162	2.878	56	2:11.645	14.431						
2	4:07.920	17.940	48	2:10.407	5.268	115	2:11.730	14.473						
23	3:26.898	18.608	1	2:09.756	6.547	19	2:12.051	17.707						
86	3:19.662	20.829	25	2:10.611	7.544	58	2:09.686	17.717						
<b>Lap 3</b>			53	2:10.830	7.834	57	2:12.497	20.375						
56	3:24.758		43	2:10.948	8.263	111	2:11.478	24.225						
48	3:24.455	0.372	56	2:11.041	8.412	86	2:09.730	24.729						
59	3:24.103	0.495	110	2:11.186	8.548	34	2:11.366	27.013						
18	3:23.708	0.761	115	2:10.126	9.998	80	2:13.151	29.962						
53	3:22.892	1.204	19	2:12.025	10.493	83	2:13.635	30.442						
			23	2:08.703	11.610	13	2:14.720	35.506						



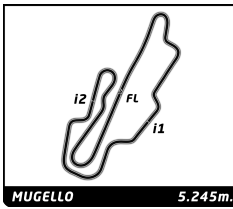
# Mitjet Italia Racing Serie

## Mugello Racing Weekend

### Race 4

### Sector Analysis

---							Invalidated Lap		■ Personal Best		■ Session Best		■ Crossing the pit lane	
Lap	Time	Sector 1	Sector 2	Sector 3	T.Spd	Elapsed	Lap	Time	Sector 1	Sector 2	Sector 3	T.Spd	Elapsed	
<b>1</b>	<b>Not Only Motorsport</b>						MITJET 2L	7	2:07.869	43.374	38.744	45.751	205.9	19:05.177
	1. Filippo TORNAGHI						J	8	2:07.493	43.442	38.424	45.627	205.9	21:12.670
	1	3:03.682	55.158	42.567	1:25.957		3:03.682							
	2	4:04.174	1:22.249	1:15.539	1:26.386	100.0	7:07.856							
	3	3:22.513	1:09.769	1:05.105	1:07.639	108.7	10:30.369							
	4	2:12.920	45.416	40.580	46.924	211.9	12:43.289							
	5	2:09.756	44.814	38.980	45.962	205.9	14:53.045							
	6	2:08.721	43.514	39.343	45.864	205.5	17:01.766							
	7	2:09.589	44.780	38.638	46.171	208.7	19:11.355							
8	2:09.749	43.751	39.637	46.361	203.6	21:21.104								
<b>19</b>	<b>GRT Motorsport</b>						MITJET 2L	1	3:05.305	58.163	42.299	1:24.843		3:05.305
	1. Pascal CARDINALE						J	2	4:05.290	1:23.362	1:14.927	1:27.001	112.0	7:10.595
	3	3:21.876	1:09.782	1:04.191	1:07.903	100.6	10:32.471							
	4	2:12.495	45.625	40.001	46.869	203.6	12:44.966							
	5	2:12.025	45.086	39.876	47.063	203.6	14:56.991							
	6	2:11.547	44.419	40.312	46.816	205.5	17:08.538							
	7	2:12.051	45.493	39.797	46.761	201.7	19:20.589							
	8	2:12.563	45.337	39.955	47.271	200.6	21:33.152							
	<b>20</b>	<b>Not Only Motorsport</b>						MITJET 2L	1	3:12.948	1:00.847	45.591	1:26.510	
1. Maia MENEGHIN						J	2	4:07.581	1:27.270	1:11.368	1:28.943	86.0	7:20.529	
3		3:17.055	1:06.661	1:04.875	1:05.519	145.0	10:37.584							
4		2:16.867	47.038	41.656	48.173	198.8	12:54.451							
5		2:15.783	46.704	41.585	47.494	201.3	15:10.234							
<b>23</b>		<b>GRT Motorsport</b>						MITJET 2L	1	3:55.916	2:29.756	39.775	46.385	
	1. Alberto NASKA						J	2	3:26.898	48.562	1:10.359	1:27.977	201.7	7:22.814
	3	3:15.791	1:06.465	1:05.098	1:04.228	131.9	10:38.605							
	4	2:10.800	45.288	39.299	46.213	208.7	12:49.405							
	5	2:08.703	43.598	39.408	45.697	207.1	14:58.108							
	6	2:08.222	43.482	39.199	45.541	208.7	17:06.330							
	7	2:10.074	44.431	39.713	45.930	211.5	19:16.404							
	8	2:08.146	43.695	38.659	45.792	213.2	21:24.550							
	<b>25</b>	<b>Wolfhound</b>						MITJET 2L	1	3:04.214	56.723	41.537	1:25.954	
1. Giuseppe FORENZI						J	2	4:04.521	1:22.418	1:15.374	1:26.729	102.3	7:08.735	
2. Gabriel MORETTO							3	3:21.866	1:09.270	1:05.138	1:07.458	103.0	10:30.601	
4		2:12.830	44.636	41.026	47.168	211.1	12:43.431							
5		2:10.611	44.971	39.657	45.983	201.0	14:54.042							
6		2:08.085	43.642	38.761	45.682	207.5	17:02.127							
7		2:09.487	44.838	38.885	45.764	212.3	19:11.614							
8		2:09.442	43.736	39.502	46.204	207.5	21:21.056							
<b>13</b>		<b>Set Up</b>						MITJET 2L	1	3:13.601	1:01.132	46.668	1:25.801	
	1. Simone MONFORTE						G	2	4:07.694	1:28.057	1:10.918	1:28.719	85.0	7:21.295
	2. Alessandro DE PASE							3	3:16.454	1:06.538	1:04.794	1:05.122	137.6	10:37.749
	4	2:17.051	47.248	42.383	47.420	204.4	12:54.800							
	5	2:14.355	45.369	41.655	47.331	210.7	15:09.155							
	6	2:14.513	45.672	41.189	47.652	204.7	17:23.668							
	7	2:14.720	46.054	41.001	47.665	204.0	19:38.388							
	8	2:14.321	45.581	40.987	47.753	204.0	21:52.709							
	<b>18</b>	<b>GRT Motorsport</b>						MITJET 2L	1	3:02.642	54.740	41.843	1:26.059	
1. Davide GAGGIANESI						G	2	4:03.375	1:21.753	1:15.653	1:25.969	96.3	7:06.017	
3		3:23.708	1:10.026	1:05.722	1:07.960	111.2	10:29.725							
4		2:11.489	45.055	39.945	46.489	210.3	12:41.214							
5		2:08.162	43.850	38.644	45.668	201.7	14:49.376							
6		2:07.932	43.611	38.729	45.592	205.1	16:57.308							
<b>34</b>		<b>Italcarr Motorsport</b>						MITJET 2L	1	3:12.468	1:00.094	45.847	1:26.527	
	1. Francesco MALVESTITI						J	2	4:07.496	1:26.871	1:11.709	1:28.916	87.0	7:19.964
	2. Simone FORNASARI							3	3:16.976	1:06.835	1:04.874	1:05.267	127.6	10:36.940
	4	2:13.610	45.850	40.957	46.803	210.3	12:50.550							
	5	2:14.990	46.581	40.903	47.506	193.1	15:05.540							



# Mitjet Italia Racing Serie

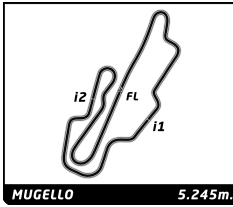
## Mugello Racing Weekend

### Race 4

### Sector Analysis

— Invalidated Lap    
 ■ Personal Best    
 ■ Session Best    
 ■ Crossing the pit lane

Lap	Time	Sector 1	Sector 2	Sector 3	T.Sp	Elapsed	Lap	Time	Sector 1	Sector 2	Sector 3	T.Sp	Elapsed							
<b>43</b> GRT Motorsport 1.Ian ROCCA MITJET 2L							2	4:05.731	1:24.158	1:14.120	1:27.453	99.4	7:12.628							
6	2:12.989	44.952	41.362	46.675	211.5	17:18.529	3	3:20.991	1:09.088	1:04.654	1:07.249	112.5	10:33.619							
7	<b>2:11.366</b>	<b>44.771</b>	<b>40.211</b>	46.384	208.3	19:29.895	4	2:12.687	45.496	40.311	46.880	207.5	12:46.306							
8	2:11.700	44.912	40.434	<b>46.354</b>	205.9	21:41.595	5	2:13.154	46.086	40.539	46.529	206.3	14:59.460							
1	3:06.013	58.396	42.644	1:24.973		3:06.013	6	<b>2:11.300</b>	<b>45.045</b>	39.898	<b>46.357</b>	206.3	17:10.760							
2	4:05.443	1:23.845	1:14.236	1:27.362	109.9	7:11.456	7	2:12.497	45.436	40.525	46.536	208.3	19:23.257							
3	3:21.171	1:09.560	1:04.084	1:07.527	104.9	10:32.627	8	2:11.500	45.127	<b>39.877</b>	46.496	204.4	21:34.757							
4	2:11.186	44.580	39.702	46.904	204.4	12:43.813	<b>58</b> Costa Ovest 1.Francesco COSENTINO MITJET 2L G													
5	2:10.948	45.317	39.573	<b>46.058</b>	201.3	14:54.761	1	3:08.368	59.091	44.995	1:24.282		3:08.368							
6	2:10.041	44.305	39.299	46.437	209.9	17:04.802	2	4:07.567	1:26.564	1:12.591	1:28.412	104.7	7:15.935							
7	2:10.105	44.869	39.101	46.135	209.9	19:14.907	3	3:18.820	1:07.710	1:04.578	1:06.532	136.9	10:34.755							
8	<b>2:09.087</b>	<b>44.102</b>	<b>38.741</b>	46.244	202.5	21:23.994	4	2:12.593	45.652	40.218	46.723	206.7	12:47.348							
<b>48</b> GT Talent 1.Nicola SCHILEO MITJET 2L G							5	2:12.186	45.177	40.694	46.315	207.5	14:59.534							
1	3:01.897	53.880	41.723	1:26.294		3:01.897	6	2:11.379	45.222	40.033	46.124	208.3	17:10.913							
2	4:02.984	1:20.834	1:16.260	1:25.890	102.9	7:04.881	7	<b>2:09.686</b>	44.735	<b>39.118</b>	<b>45.833</b>	210.7	19:20.599							
3	3:24.455	1:09.985	1:05.962	1:08.508	102.2	10:29.336	8	2:10.248	<b>44.568</b>	39.463	46.217	205.5	21:30.847							
4	2:12.023	45.339	40.739	45.945	206.7	12:41.359	<b>59</b> Costa Ovest 1.Gabriele TORELLI MITJET 2L													
5	2:10.407	44.939	<b>39.253</b>	46.215	205.9	14:51.766	1	3:02.207	54.438	41.599	1:26.170		3:02.207							
6	<b>2:09.760</b>	<b>44.463</b>	39.443	<b>45.854</b>	204.7	17:01.526	2	4:03.149	1:21.421	1:15.846	1:25.882	95.8	7:05.356							
7	2:11.415	45.415	40.087	45.913	204.4	19:12.941	3	3:24.103	1:10.252	1:05.675	1:08.176	111.4	10:29.459							
8	2:10.717	44.556	39.872	46.289	205.9	21:23.658	4	2:08.428	44.093	38.416	45.919	211.1	12:37.887							
<b>53</b> GT Talent 1.Giacomo PEDRINI MITJET 2L J							5	2:08.611	43.959	38.645	46.007	201.7	14:46.498							
1	3:03.106	54.328	43.020	1:25.758		3:03.106	6	2:08.387	43.864	38.540	45.983	202.1	16:54.885							
2	4:04.170	1:21.866	1:15.697	1:26.607	102.0	7:07.276	7	2:07.997	43.722	38.395	<b>45.880</b>	201.7	19:02.882							
3	3:22.892	1:09.469	1:05.451	1:07.972	106.9	10:30.168	8	<b>2:07.992</b>	<b>43.689</b>	<b>38.290</b>	46.013	202.1	21:10.874							
4	2:13.334	45.535	40.927	46.872	209.1	12:43.502	<b>80</b> GRT Motorsport 1.Danilo MEDICI MITJET 2L G													
5	2:10.830	44.379	39.979	46.472	209.5	14:54.332	1	3:11.005	1:00.449	44.541	1:26.015		3:11.005							
6	2:10.291	44.499	<b>39.453</b>	46.339	210.3	17:04.623	2	4:07.352	1:26.529	1:12.265	1:28.558	87.1	7:18.357							
7	2:11.143	44.988	40.142	<b>46.013</b>	205.9	19:15.766	3	3:17.869	1:07.505	1:04.755	1:05.609	123.7	10:36.226							
8	<b>2:10.053</b>	<b>44.262</b>	39.737	46.054	208.3	21:25.819	4	2:14.080	46.027	40.782	47.271	203.2	12:50.306							
<b>56</b> Costa Ovest 1.Giampaolo ORLANDI MITJET 2L							5	2:15.707	46.199	42.159	47.349	203.2	15:06.013							
1	3:01.293	53.515	39.507	1:28.271		3:01.293	6	2:13.680	46.087	40.932	<b>46.661</b>	206.7	17:19.693							
2	4:02.913	1:20.263	1:16.742	1:25.908	99.9	7:04.206	7	2:13.151	46.416	39.765	46.970	199.1	19:32.844							
3	3:24.758	1:09.977	1:06.185	1:08.596	108.5	10:28.964	8	<b>2:11.603</b>	<b>44.911</b>	<b>39.558</b>	47.134	199.1	21:44.447							
4	2:14.905	46.162	41.124	47.619	196.2	12:43.869	<b>83</b> DC Racing 1.Massimo ZANZOTTERA MITJET 2L G													
5	2:11.041	44.978	39.667	46.396	204.0	14:54.910	1	3:07.682	58.767	44.471	1:24.444		3:07.682							
6	2:10.758	44.450	40.041	<b>46.267</b>	211.1	17:05.668	2	4:06.704	1:24.552	1:14.179	1:27.973	99.4	7:14.386							
7	2:11.645	44.356	40.580	46.709	204.0	19:17.313	3	3:19.597	1:07.937	1:04.768	1:06.892	120.7	10:33.983							
8	<b>2:09.931</b>	<b>44.302</b>	<b>39.029</b>	46.600	201.3	21:27.244	4	2:15.351	46.270	41.650	47.431	210.3	12:49.334							
<b>57</b> Costa Ovest 1.Agostino ROSSETTI MITJET 2L							5	2:15.813	46.388	41.799	47.626	203.2	15:05.147							
1	3:06.897	58.561	44.062	1:24.274		3:06.897	6	2:14.542	46.878	40.640	47.024	205.5	17:19.689							
2	4:02.913	1:20.263	1:16.742	1:25.908	99.9	7:04.206	7	2:13.635	45.669	41.023	<b>46.943</b>	199.9	19:33.324							
3	3:24.758	1:09.977	1:06.185	1:08.596	108.5	10:28.964	8	<b>2:12.329</b>	<b>45.340</b>	<b>40.027</b>	46.962	208.3	21:45.653							
4	2:14.905	46.162	41.124	47.619	196.2	12:43.869														
5	2:11.041	44.978	39.667	46.396	204.0	14:54.910														
6	2:10.758	44.450	40.041	<b>46.267</b>	211.1	17:05.668														
7	2:11.645	44.356	40.580	46.709	204.0	19:17.313														
8	<b>2:09.931</b>	<b>44.302</b>	<b>39.029</b>	46.600	201.3	21:27.244														

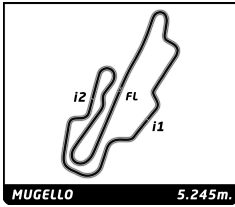


## Mitjet Italia Racing Serie Mugello Racing Weekend Race 4

### Sector Analysis

— Invalidated Lap    ■ Personal Best    ■ Session Best    B Crossing the pit lane

Lap	Time	Sector 1	Sector 2	Sector 3	T.Spd	Elapsed	Lap	Time	Sector 1	Sector 2	Sector 3	T.Spd	Elapsed
<b>86</b> DC Racing 1.Jody LAMBRUGHI							MITJET 2L						
1	4:05.373	B	1:01.875	46.715	2:16.783								4:05.373
2	3:19.662		52.681	57.995	1:28.986	137.4							7:25.035
3	3:14.229		1:05.322	1:04.580	1:04.327	125.4							10:39.264
4	2:14.566		46.506	40.955	47.105	206.3							12:53.830
5	2:11.952		44.318	40.005	47.629	204.4							15:05.782
6	2:12.099		45.811	39.680	46.608	210.3							17:17.881
7	<b>2:09.730</b>		<b>44.192</b>	<b>39.028</b>	46.510	203.6							19:27.611
8	2:11.673		45.045	40.230	<b>46.398</b>	207.1							21:39.284
<b>110</b> DC Racing 1.Alessandro CREMONA							MITJET 2L						
1	3:04.569		57.169	41.568	1:25.832								3:04.569
2	4:04.777		1:23.070	1:15.038	1:26.669	103.6							7:09.346
3	3:22.004		1:09.791	1:04.674	1:07.539	100.1							10:31.350
4	2:12.510		44.690	40.702	47.118	205.1							12:43.860
5	2:11.186		45.687	39.389	46.110	203.6							14:55.046
6	2:09.923		44.354	<b>39.342</b>	46.227	210.3							17:04.969
7	2:11.565		44.813	40.381	46.371	213.2							19:16.534
8	<b>2:09.529</b>		<b>43.867</b>	39.676	<b>45.986</b>	215.3							21:26.063
<b>111</b> One Racing 1.Mikhail MAKAROVSKII							MITJET 2L S						
1	3:10.445		59.655	45.963	1:24.827								3:10.445
2	4:07.423		1:26.536	1:12.255	1:28.632	89.2							7:17.868
3	3:17.855		1:07.474	1:04.741	1:05.640	127.0							10:35.723
4	2:13.621		45.914	40.553	47.154	209.5							12:49.344
5	2:14.593		46.871	41.194	46.528	198.8							15:03.937
6	2:11.692		<b>44.870</b>	40.397	46.425	207.9							17:15.629
7	<b>2:11.478</b>		44.924	<b>40.203</b>	46.351	207.1							19:27.107
8	2:11.703		45.271	40.245	<b>46.187</b>	207.5							21:38.810
<b>115</b> DC Racing 1.Alessandro FERLONI							MITJET 2L						
1	3:07.982		59.030	44.686	1:24.266								3:07.982
2	4:07.044		1:25.357	1:13.527	1:28.160	100.1							7:15.026
3	3:19.133		1:08.144	1:04.322	1:06.667	123.5							10:34.159
4	2:12.211		45.609	39.849	46.753	213.6							12:46.370
5	2:10.126		44.722	<b>39.210</b>	46.194	209.5							14:56.496
6	2:09.129		<b>43.912</b>	39.391	45.826	206.7							17:05.625
7	2:11.730		45.126	40.180	46.424	202.1							19:17.355
8	<b>2:08.946</b>		43.932	39.223	<b>45.791</b>	205.9							21:26.301

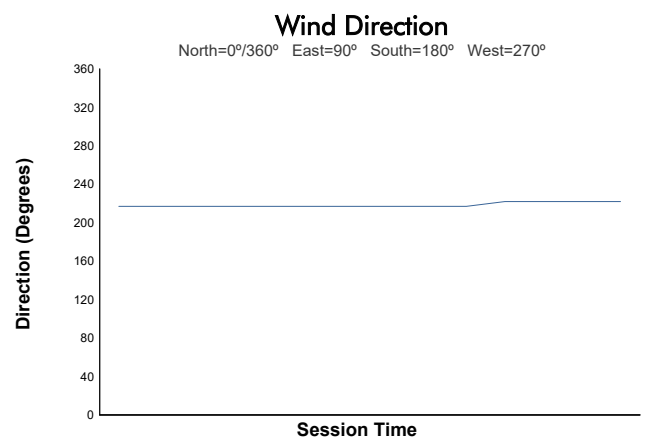
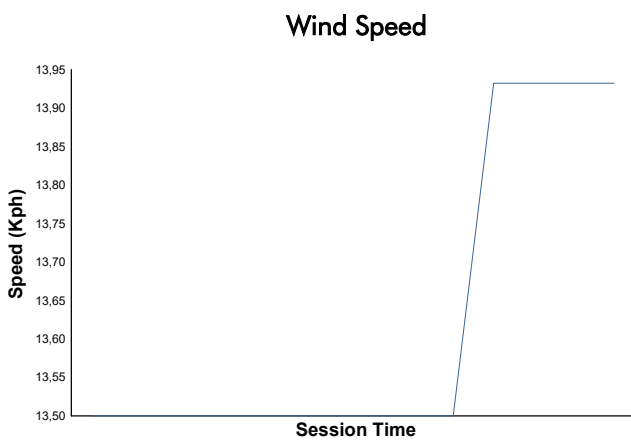
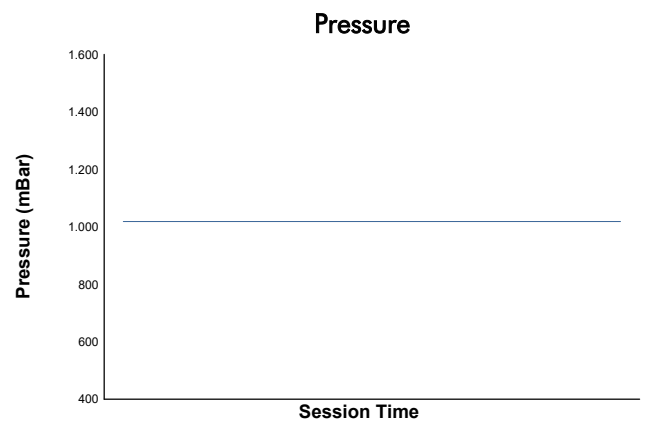
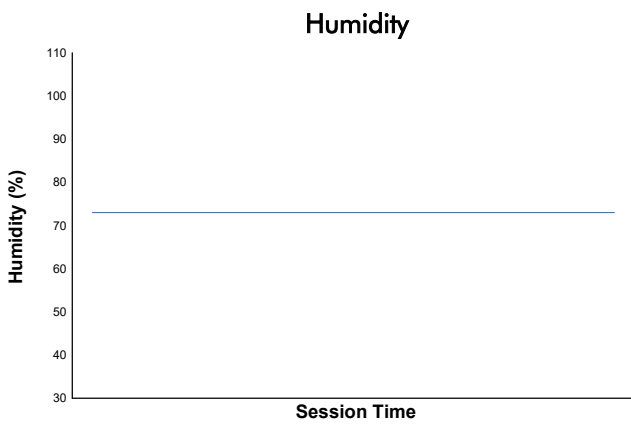
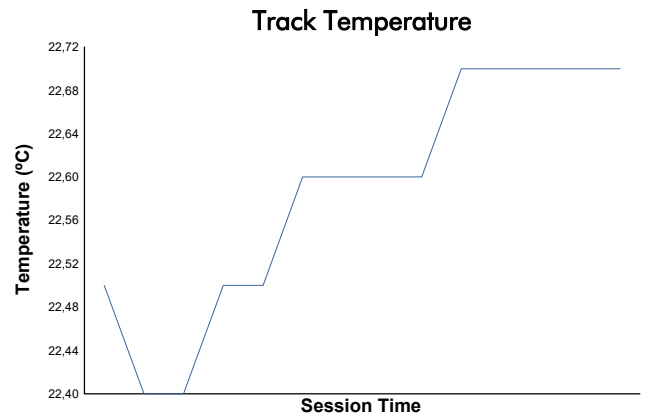
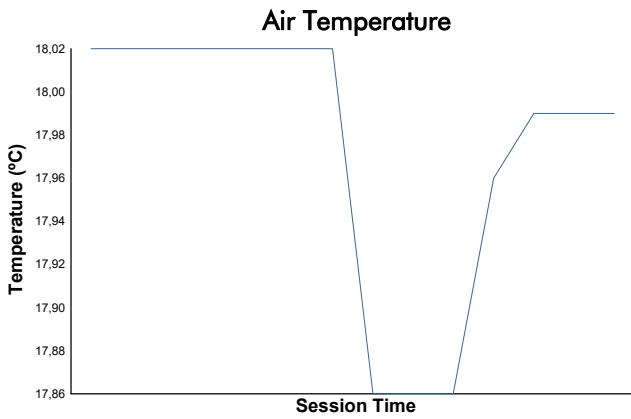


# Mitjet Italia Racing Serie

## Mugello Racing Weekend

### Race 4

## Weather Report



Track Status: **DRY**